

Study finds billions of quantum entangled electrons in ‘strange metal’

JADE BOYD – JANUARY 16, 2020

POSTED IN: CURRENT NEWS

Physicists provide direct evidence of entanglement’s role in quantum criticality

In a new study, U.S. and Austrian physicists have observed quantum entanglement among “billions of billions” of flowing electrons in a quantum critical material.

The research, which appears this week in *Science*, examined the electronic and magnetic behavior of a “strange metal” compound of ytterbium, rhodium and silicon as it both neared and passed through a critical transition at the boundary between two well-studied quantum phases.

The study at Rice University and Vienna University of Technology (TU Wien) provides the strongest direct evidence to date of entanglement’s role in bringing about quantum criticality, said study co-author [Qimiao Si](#) of Rice.

“When we think about quantum entanglement, we think about small things,” Si said. “We don’t associate it with macroscopic objects. But at a quantum critical point, things are so collective that we have this chance to see the effects of entanglement, even in a metallic film that contains billions of billions of quantum mechanical objects.”


Si, a theoretical physicist and director of the [Rice Center for Quantum Materials](#) (RCQM), has spent more than two decades studying what happens when materials like strange metals and high-temperature superconductors change quantum phases. Better understanding such materials could open the door to new technologies in computing, communications and more.

The international team overcame several challenges to get the result. TU Wien researchers developed a highly complex materials synthesis technique to produce ultrapure films containing one part ytterbium for every two parts rhodium and silicon (YbRh₂Si₂). At absolute zero temperature, the material undergoes a transition from one quantum phase that forms a magnetic order to another that does not.

At Rice, study co-lead author [Xinwei Li](#), then a graduate student in the lab of co-author and RCQM member [Junichiro Kono](#), performed terahertz spectroscopy experiments on the films at temperatures as low as 1.4 Kelvin. The terahertz measurements revealed the optical conductivity of the YbRh₂Si₂ films as they were cooled to a quantum critical point that marked the transition from one quantum phase to another.

“With strange metals, there is an unusual connection between electrical resistance and temperature,” said corresponding author [Silke Bühler-Paschen](#) of TU Wien’s Institute for Solid State Physics. “In contrast to simple metals such as copper or gold, this does not seem to be due to the thermal movement of the atoms, but to quantum fluctuations at the absolute zero temperature.”

To measure optical conductivity, Li shined coherent electromagnetic radiation in the terahertz frequency range on top of the



Junichiro Kono (left) and Qimiao Si in Kono’s Rice University laboratory in December 2019. (Photo by Jeff Fittlow/Rice University)



Physicist Silke Bühler-Paschen of the Vienna University of Technology (Photo by Luisa Puiu/TU Wien)

films and analyzed the amount of terahertz rays that passed through as a function of frequency and temperature. The experiments revealed “frequency over temperature scaling,” a telltale sign of quantum criticality, the authors said.

Kono, an engineer and physicist in Rice’s Brown School of Engineering, said the measurements were painstaking for Li, who’s now a postdoctoral researcher at the California Institute of Technology. For example, only a fraction of the terahertz radiation shined onto the sample passed through to the detector, and the important measurement was how much that fraction rose or fell at different temperatures.

“Less than 0.1% of the total terahertz radiation was transmitted, and the signal, which was the variation of conductivity as a function of frequency, was a further few percent of that,” Kono said. “It took many hours to take reliable data at each temperature to average over many, many measurements, and it was necessary to take data at many, many temperatures to prove the existence of scaling.

“Xinwei was very, very patient and persistent,” Kono said. “In addition, he carefully processed the huge amounts of data he collected to unfold the scaling law, which was really fascinating to me.”

Making the films was even more challenging. To grow them thin enough to pass terahertz rays, the TU Wien team developed a unique molecular beam epitaxy system and an elaborate growth procedure. Ytterbium, rhodium and silicon were simultaneously evaporated from separate sources in the exact 1-2-2 ratio. Because of the high energy needed to evaporate rhodium and silicon, the system required a custom-made ultrahigh vacuum chamber with two electron-beam evaporators.

“Our wild card was finding the perfect substrate: germanium,” said TU Wien graduate student Lukas Prochaska, a study co-lead author. The germanium was transparent to terahertz, and had “certain atomic distances (that were) practically identical to those between the ytterbium atoms in YbRh_2Si_2 , which explains the excellent quality of the films,” he said.


Si recalled discussing the experiment with Bühler-Paschen more than 15 years ago when they were exploring the means to test a new class of quantum critical point. The hallmark of the quantum critical point that they were advancing with co-workers is that the quantum entanglement between spins and charges is critical.

“At a magnetic quantum critical point, conventional wisdom dictates that only the spin sector will be critical,” he said. “But if the charge and spin sectors are quantum-entangled, the charge sector will end up being critical as well.”


At the time, the technology was not available to test the hypothesis, but by 2016, the situation had changed. TU Wien could grow the films, Rice had recently installed a [powerful microscope](#) that could scan them for defects, and Kono had the terahertz spectrometer to measure optical conductivity. During Bühler-Paschen’s sabbatical visit to Rice that year, she, Si, Kono and Rice microscopy expert Emilie Ringe received support to pursue the project via an Interdisciplinary Excellence Award from Rice’s newly established Creative Ventures program.

“Conceptually, it was really a dream experiment,” Si said.

“Probe the charge sector at the magnetic quantum critical point to see whether it’s critical, whether it has dynamical scaling. If you don’t see anything that’s collective, that’s scaling, the critical point has to belong to some textbook type of description. But, if you see something singular, which in fact we did, then it is very



Former Rice University graduate student Xinwei Li in 2016 with the terahertz spectrometer he later used to measure entanglement in the conduction electrons flowing through a “strange metal” compound of ytterbium, rhodium and silicon. (Photo by Jeff Fitlow/Rice University)



Former Rice University graduate student Xinwei Li (left) and Professor Junichiro Kono in 2016 with the terahertz spectrometer Li used to measure quantum entanglement in YbRh_2Si_2 . (Photo by Jeff Fitlow/Rice University)

direct and new evidence for the quantum entanglement nature of quantum criticality.”

Si said all the efforts that went into the study were well worth it, because the findings have far-reaching implications.

“Quantum entanglement is the basis for storage and processing of quantum information,” Si said. “At the same time, quantum criticality is believed to drive high-temperature superconductivity. So our findings suggest that the same underlying physics — quantum criticality — can lead to a platform for both quantum information and high-temperature superconductivity. When one contemplates that possibility, one cannot help but marvel at the wonder of nature.”

Si is the Harry C. and Olga K. Wiess Professor in Rice’s Department of Physics and Astronomy. Kono is a professor in Rice’s departments of Electrical and Computer Engineering, Physics and Astronomy, and Materials Science and NanoEngineering and the director of Rice’s Applied Physics Graduate Program. [Ringe](#) is now at the University of Cambridge.

Additional co-authors include Maxwell Andrews, Maximilian Bonta, Werner Schrenk, Andreas Limbeck and Gottfried Strasser, all of the TU Wien; Hermann Detz, formerly of TU Wien and currently at Brno University; Elisabeth Bianco, formerly of Rice and currently at Cornell University; Sadegh Yazdi, formerly of Rice and currently at the University of Colorado Boulder; and co-lead author Donald MacFarland, formerly of TU Wien and currently at the University at Buffalo.

The research was supported by the European Research Council, the Army Research Office, the Austrian Science Fund, the European Union’s Horizon 2020 program, the National Science Foundation, the Robert A. Welch Foundation, Los Alamos National Laboratory and Rice University.

RCQM leverages global partnerships and the strengths of more than 20 Rice research groups to address questions related to quantum materials. RCQM is supported by Rice’s offices of the provost and the vice provost for research, the Wiess School of Natural Sciences, the Brown School of Engineering, the Smalley-Curl Institute and the departments of Physics and Astronomy, Electrical and Computer Engineering, and Materials Science and NanoEngineering.

TAGS: Applied Physics, Electrical and Computer Engineering, Engineering, Materials Science and NanoEngineering, Natural Sciences, Physics and Astronomy, Quantum Materials, Research



About Jade Boyd

Jade Boyd is science editor and associate director of news and media relations in Rice University’s Office of Public Affairs.

Comments Closed

Comments are closed. You will not be able to post a comment in this post.